









Connection Guide

ME401-2 for machines and vehicles

Get the guide in various languages



Guidelines for correct wiring

No.	Wire color		Connection	Description
1	Red		Power	Connect to permanent 12/24V supply through a 1A fuse
2	White		Digital input 1	Connect to the operating hours counter ¹ Mandatory for machines!
3	Brown		Digital input 2	Connect to the ignition signal ¹ Mandatory for vehicles and machines!
4	Grey		Digital input 3	Can be connected to an external sensor or a RFID card reader ¹
5	Pink		Digital input 4	Can be connected to an external sensor for detecting a critical running mode or an alarm ^{1 4}
6	Green		1-wire input	Can be connected to iButton reader or temperature sensor
7	Yellow		Digital output 1	Can be used to control external equipment through a relay ^{2 3}
8	Blue		Ground	-





¹ Min. 8V DC voltage at input

² Max. Load 200 mA

³ Do NOT use this output to switch off vehicles and machines during operation or driving

⁴ If Main Switch disconnect negative wire (chassis/GND) from battery, it might cause false input activity. To avoid that, Pink wire should be connected to the chassis/GND, Blue Wire should be connected to battery minus pole and input filtering must be activated.

Functionality check: LED on the unit

Status	LED mode	LED color	Status indication
✓	Red flashing light and constant green light in LED		GSM network is OK and GPS has valid satellite position
!	No light in LED		No power supply
!	Constant red light and no green light in LED		Power supply is OK but NO GSM network GPS has NO satellite position
!	Red flashing light and no green light in LED		GSM network is OK GPS has NO satellite position
!	Constant red and green light in LED		Power supply is OK but NO GSM network GPS has valid satellite position

Technical Assistance

Trackunit support: +45 96 73 74 00 or E-mail: support@trackunit.com Please have unit serial number ready when contacting support. All documents can also be downloaded online: www.trackunit.com/downloads