


User guide

Trackunit DualID II


Using keypad:

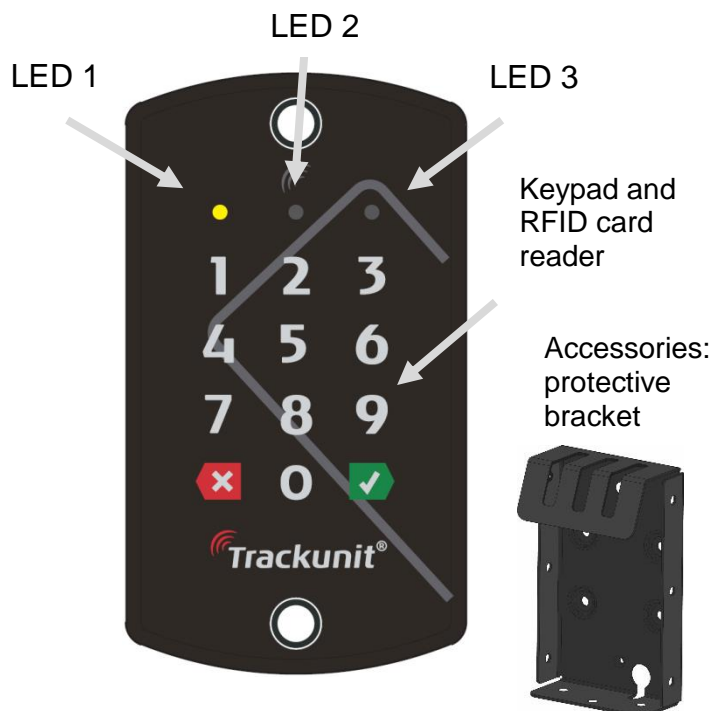
1. Type pin code
2. Confirm with 
3. Green light in LED3 indicates authorized ID Begin operation.

Using RFID card:




1. Present card in front of reader
2. A beep signal indicates card is read ok
3. Green light in LED3 indicates authorized ID Begin operation.

Info:


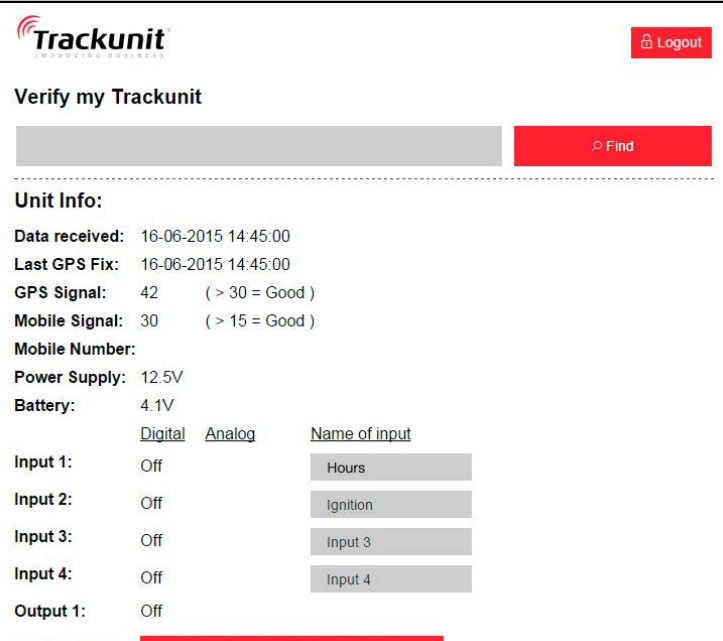
- Yellow light in LED1 indicates the unit has power
- Cancel key input with  (start again)
- Red flash in LED3 when input is cancelled
- There is a 10 sec. time out for pin input
- Don't use RFID card and pin simultaneously
- LED2 is not in use



LED indications


	LED 1	LED 2	LED 3
 Yellow	Power	-	-
 Green	-	-	ID ok
 Red	-	-	ID cancel

Installation check using “Verify my Trackunit”

Action	Screen																								
<p>Go to : http://verify.trackunit.com/</p> <p>Login with designated username and password</p>  <p>Enter serial number of the unit being installed.</p>	 <p>Unit Info:</p> <p>Data received: 16-06-2015 14:45:00 Last GPS Fix: 16-06-2015 14:45:00 GPS Signal: 42 (> 30 = Good) Mobile Signal: 30 (> 15 = Good) Mobile Number: Power Supply: 12.5V Battery: 4.1V</p> <table border="1"> <thead> <tr> <th></th> <th>Digital</th> <th>Analog</th> <th>Name of input</th> </tr> </thead> <tbody> <tr> <td>Input 1:</td> <td>Off</td> <td></td> <td>Hours</td> </tr> <tr> <td>Input 2:</td> <td>Off</td> <td></td> <td>Ignition</td> </tr> <tr> <td>Input 3:</td> <td>Off</td> <td></td> <td>Input 3</td> </tr> <tr> <td>Input 4:</td> <td>Off</td> <td></td> <td>Input 4</td> </tr> <tr> <td>Output 1:</td> <td>Off</td> <td></td> <td></td> </tr> </tbody> </table> <p>Input Filtering: Current Status = OFF. Click here to change.</p>		Digital	Analog	Name of input	Input 1:	Off		Hours	Input 2:	Off		Ignition	Input 3:	Off		Input 3	Input 4:	Off		Input 4	Output 1:	Off		
	Digital	Analog	Name of input																						
Input 1:	Off		Hours																						
Input 2:	Off		Ignition																						
Input 3:	Off		Input 3																						
Input 4:	Off		Input 4																						
Output 1:	Off																								

Protective Mounting Bracket

Trackunit DualID II



Bracket ordering number 9832.000001

Customer care

If you have a problem and cannot find the information you need in the product documentation, please contact your local Trackunit representative or customer care in your area:

Denmark and other countries:
Trackunit A/S
Telephone: +45 9673 7400
E-mail: support@trackunit.com

Germany:
Trackunit GmbH
Telephone: +49 5321/74340-0
E-mail: supportde@trackunit.com

United Kingdom:
Trackunit Ltd
Telephone: +44 118 929 8061
Email: supportuk@trackunit.com